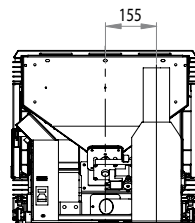
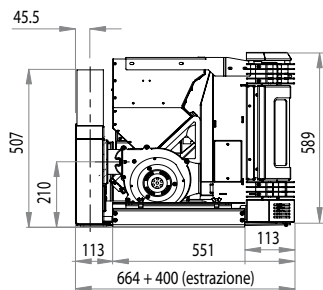
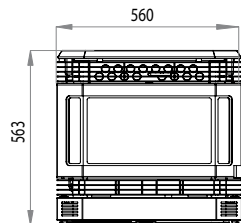
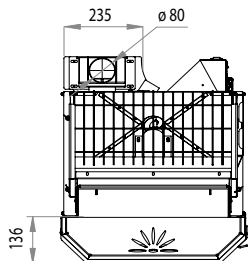


Box line



550 (Erika)



	kW	kg/h	DIN 18 891	Ø mm	kg	h	W	kg
550 (Erika)	2.5 - 11.0	0.5 - 2.3	> 81%	80	14	6.0 - 28.0	110	105

Potenza termica nominale min-max
Nominal thermal output min/max
Puissance calorifique min/max
Nennheizleistung min/max

Consumo orario pellet min/max
Pellet fuel consumption per hour min/max
Consommation min/max de granulés par heure
Stündlicher Pelletsverbrauch min/max

Rendimento
Efficiency
Rendement
Wirkungsgrad

Tubo uscita fumi
Flue exit pipe
Tuyau de sortie des fumées
Abgasrohr

Capacità serbatoio
Tank capacity
Capacité du réservoir
Fassungsvermögen Pelletsbehälter

Autonomia min/max
Burn time min/max
Autonomie min/max
Brennzeit min/max

Potenza elettrica installata in esercizio
Installed power
Puissance installée en service
Leistungsbedarf beim Betrieb

Peso netto
Net weight
Poids net
Nettogewicht